



### District Report Card: 2017


<b>State:</b> Delhi	<b>District:</b> North East Delhi
<b>Class:</b> 5	<b>Subject:</b> Language
<b>Schools:</b> 61	<b>Students:</b> 1199


### Participation/Coverage


#### Students

<div>GENDER</div> <div></div>	Boys		Girls	
	Number	%	Number	%
	512	42.70	687	57.30

<div>AREA</div> <div></div>	Rural		Urban	
	Number	%	Number	%
	326	27.19	873	72.81

<div>CATEGORY</div> <div></div>	SC		ST		OBC		GEN	
	Number	%	Number	%	Number	%	Number	%
	214	17.85	10	0.83	166	13.84	809	67.47

<div>CWSN</div> <div></div>	LD	VI	HI	S&LD	ID	Oth
	0	2	0	0	1	1

<div>Management</div> <div></div>	Government		Government-aided	
	Number	%	Number	%
	1199	100.00	0	0.00

### Average Performance of Students in Language (%)

Overall	Gender		Area		Management		Social Group			
	Male	Female	Rural	Urban	Govt.	Aided	SC	ST	OBC	GEN
52.59	49.90	54.60	53.62	52.21	52.59	0.00	51.09	53.33	50.44	53.42

## Performance on Learning Outcomes (LOs)

Learning Outcomes	Description	Average Performance(%)
L504	Reads and comprehends independently storybooks, news items/ headlines, advertisements etc.	47.37
L508	Reads text with comprehension, locates details and sequence of events	55.20

Range of Performance of Students who Answered Correctly							
Below 30%		30% - 50%		50% - 75%		Above 75%	
Number	%	Number	%	Number	%	Number	%
182	15.18	359	29.94	484	40.37	174	14.51

## Lowest Performing Learning Outcomes (LOs)

- 1 - Reads and comprehends independently storybooks, news items/ headlines, advertisements etc. (47.37)
- 2 - Reads text with comprehension, locates details and sequence of events (55.20)